




| Time | Speaker | Talk & discussion min | Title |
|------------------------------------------------------------------------------------------------------------------------------------------------------------------------------------------------------------------------------------------------------|-----------------------------------------------------------------------------------------------------|-----------------------|----------------------------------------------------------------------------------------------------------------------------------------------------------------------------------------------------------------|
|    | | | <p align="center">LYON WRIST 2023</p> <p align="center">October, 16 & 17, 2023, Convention Center Cité Internationale, Lyon, France.</p> <p align="right"><i>Preliminary Program 2023 07 23</i></p> |
| MONDAY, October 16th, 2023 | | | |
| 07 45 | HERZBERG G, BURNIER M (Lyon, France) | | Welcome |
| 08 00 | | | SESSION 1 |
| 08 00 | LIVERNEAUX Philippe (Strasbourg, France) | 10 | ORIF Learning for Distal Radius Fractures: Companionship to Artificial Intelligence |
| 08 10 | LOISEL Francois (Besancon, France) | 10 | 3D Printing Arthroscopic Teaching Tool |
| 08 20 | KAKAR Sanjeev (Rochester, MN, USA) | 10 | Is Wrist Arthroscopy safer with the Nanoscope? |
| 08 30 | ABE Yukio (Shimonoseki, Japan) | 10 | Arthroscopic reduction and intraarticular soft tissue management for DRF |
| 08 40 | BURNIER M, HERZBERG G (Lyon, France) | 10 | Results of Arthroscopic Management of DRF |
| 08 50 | ROUX Jean Luc (Montpellier, France) | 10 | Hemiarthroplasty for DRF |
| 09 00 | HERZBERG G, BURNIER M (Lyon, France) | 10 | Cobra Hemiarthroplasty for DRF |
| 09 10 | CAMBON Adeline (Paris, France) | 10 | Radiological Analysis of Distal Radius Malunion |
| 09 20 | CUENOD Philippe (Geneva, Switzerland) | 10 | Hamate Fractures: Diagnosis & Treatment |
| 09 30 | ABE Y, CAMBON A, CUENOD P, KAKAR S, LIVERNEAUX P, LOISEL F, ROUX JL | 30 | Session 1 Clinical Cases |
| 10 00 | | | Break |
| 10 30 | | | SESSION 2 |
| 10 30 | BURNIER M, HERZBERG G (Lyon, France) | 10 | Arthroscopic Treatment of Scaphoid Nonunion |
| 10 40 | HO Pak Cheong (Hong Kong, China) | 10 | Rationale & Tech. of Arthroscopic Treatment of Scaph. Malunion |
| 10 50 | HERZBERG G, BURNIER M (Lyon, France) | 10 | Perilunate Injuries Non Dislocated (PLIND) & Reverse Perilunate Injuries (REPLI) |
| 11 00 | VAN OVERSTRAETEN Luc (Tournai, Belgium) | 10 | Natural History of Predynamic Dissociative Instability |
| 11 10 | KAKAR Sanjeev (Rochester, MN, USA) | 10 | Arthroscopic Volar SL Capsulodesis: My Early Experience |
| 11 20 | DEGREEF Ilse (Leuven, Belgium) | 10 | Arthroscopic SL Capsulodesis in dynamic SL instability: my simple technique |
| 11 30 | BRUNELLI Francesco (Paris, France) | 10 | My Management of Static Scapholunate Dissociation |
| 11 40 | DEGREEF Ilse (Leuven, Belgium) | 10 | Pearls and pitfalls to long-term results of three-ligament tenodesis for SLD |
| 11 50 | FOK Margaret (Hong Kong, China) | 10 | Carpal Instability Non Dissociative (CIND) |
| 12 00 | ROSS Mark (Brisbane, Australia) | 10 | Arthroscopic Assessment & treatment of CIND. RADICL (Repair/Agumentation of Dorsal Capsular Ligaments) Procedure |
| 12 10 | BRUNELLI F, DEGREEF I, FOK M, HO PC, KAKAR S, ROSS M, VAN OVERSTRAETEN L | 20 | Session 2 Clinical Cases |
| 12 30 | | | Lunch & Industry Sessions / Workshops |
| 14 00 | | | SESSION 3 |
| 14 00 | KAKAR Sanjeev (Rochester, MN, USA) | 10 | Foveal TFCC Injuries. An underrecognized problem. |
| 14 10 | NAKAMURA Toshiyatsu (Tokyo, Japan) | 10 | Technique and Indications of DRUJ Arthroscopy for TFCC Disorders |
| 14 20 | HERZBERG G, BURNIER M (Lyon, France) | 10 | TFCC Arthroscopic Anatomy / Nakamura reinsertion |
| 14 30 | FUJIO Keiji (Osaka, Japan) | 10 | Post-operative CT evaluation of TFCC Foveal Reattachment Isometry |
| 14 40 | AMUNDSEN Asgeir (Oslo, Norway) | 10 | The operated, but still unstable DRUJ - what to do?" |
| 14 50 | HO Pak Cheong (Hong Kong, China) | 10 | TFCC reconstruction: My Technique |
| 15 00 | JAGER Thomas (Luxembourg) | 10 | Oblique Ulnar shortening osteotomy |
| 15 10 | MARJOUA Youssra (Atlanta, GA, USA) | 10 | Isolated Radial Styloidectomy: Indication, Technique, Results |
| 15 20 | ROSS Mark (Brisbane, Australia) | 10 | Technical aspects of RSL fusion for Radiocarpal Osteoarthritis |
| 15 30 | GVOZDENOVIC Robert (Copenhagen, Denmark) | 10 | Limited Carpal Fusion vs. PRC in SLAC or SNAC: comparative cohort study |
| 15 40 | BAUR Eva Maria (Murnau) Germany | 10 | My Indications and Technique for Partial Wrist Fusion |
| 15 50 | AMUNDSEN A, BAUR EM, FUJIO K, GVOZDENOVIC R, HO PC, JAGER T, KAKAR S, MARJOUA Y, NAKAMURA T, ROSS M | 20 | Session 3 Clinical Cases |
| 16 10 | | | Break |
| 16 40 | | | SESSION 4 |
| 16 40 | ROSS Mark (Brisbane, Australia) | 10 | Long term results of PRC plus Capitate resurfacing for wrist arthritis |
| 16 50 | CAMUS Emmanuel (Maubeuge, France) | 10 | Role for RCPI Implant in Wrist Osteoarthritis |
| 17 00 | PFANNER Sandra (Careggi, Italy) | 10 | My management of complete wrist destruction in non RA patients |
| 17 10 | BOECKSTYNS Michel (Copenhagen, Denmark) | 10 | Management of the DRUJ when performing TWA |
| 17 20 | TCHURUKDICHIAN Alain (Dijon, France) | 10 | Why I chose the MOTEC wrist prosthesis: New Concept & First Results |

| | | | |
|-------|----------------------------------------------------------------------------------------------------|----|--------------------------------------------------------------------------------------|
| 17 30 | BELLEMERE Philippe (Nantes, France) | 10 | Results of Amandys Implant with minimal Follow-up of 10 years |
| 17 40 | RIZZO Marco (Rochester, MN, USA) | 10 | TWA revisions |
| 17 50 | HERZBERG G, BURNIER M (Lyon, France) | 10 | Complications of TWA |
| 18 00 | FOK Margaret (Hong Kong, China) | 10 | Ulnar Head Implant for failed SK procedure |
| 18 10 | DEGREEF Ilse (Leuven, Belgium) | 10 | Mid-term outcome of Scheker DRUJ Arthroplasty |
| 18 20 | BELLEMERE P, BOECKSTYNS M, CAMUS E, DEGREEF I, FOK M, PFANNER S, ROSS M, RIZZO M, TCHURUKDICHIAN A | 20 | Session 4 Clinical Cases |
| 18 40 | | | Adjourn |
| | | | ----- |
| | TUESDAY, October 17th, 2023 | | LAB HANDS-ON Day, Fresh Specimens, ARTHREX LAB St Didier au Mont d'Or - Lyon. |
| 08 00 | Moderators: G HERZBERG, M BURNIER (Lyon, France) | | |
| 08 00 | HERZBERG G, BURNIER M (Lyon, France) | 15 | Demo 1: Nanoneedle in Wrist Surgery |
| | | 45 | Hands-On Practice |
| 09 00 | DEGREEF Ilse (Leuven, Belgium) | 15 | Demo 2: Arthroscopic SL Capsulodesis: my simple technique |
| | | 45 | Hands-On Practice |
| 10 00 | ROSS M (Brisbane, Australia) | 15 | Demo 3: RADICL Procedure (Repair/Agumentation of Dorsal Capsular Ligaments) |
| | | 45 | Hands-On Practice |
| 11 00 | BRUNELLI F (Paris, France) | 15 | Demo 4: My Technique of Open Reconstruction of SLD |
| | | 45 | Hands-On Practice |
| 12 00 | | 60 | Lunch on Site |
| 13 00 | HO PC (Hong Kong, China), AMUNDSEN A (Oslo, Norway) | 15 | Demo 5: Technique of ABG of Scaphoid Nonunion |
| | | 45 | Hands-On Practice |
| 14 00 | RIZZO C (Lyon, France) | 15 | Demo 6: Technique of Foveal TFCC Reinsertion with Anchor |
| | | 45 | Hands-On Practice |
| 15 00 | NAKAMURA T (Tokyo, Japan) | 15 | Demo 7: DRUJ Arthroscopy Technique. TFCC Trans Osseous Foveal Reinsertion |
| | | 45 | Hands-On Practice |
| 16 00 | HO PC (Hong Kong, China) | 15 | Demo 8: TFCC Arthroscopic Reconstruction |
| | | 45 | Hands-On Practice |
| 17 00 | ABE Y (Shimonoseki, Japan) | 15 | Demo 9 Technique of ARIF for Distal Radius Fractures |
| | | 45 | Hands-On Practice |
| 18 00 | HERZBERG G, BURNIER M (Lyon, France) | | Closing Remarks |